



C24EO SERIES

Electric Boilerless/Connectionless Steamer



SELL SHEET

Model C24EO3



SPECIFIER STATEMENT

Single compartment electric connectionless steamer. Stainless steel exterior. Stainless steel cooking compartment. Generator pan is stainless steel with embossed water level line. Efficient steam generating system requires no water or drain connection. Solid sheathed tubular elements embedded in 1" thick cast aluminum sealed to pan bottom with thermal transfer compound for even heat distribution. Controls include three position control switch (timed cooking / Off / constant cooking). 60 minute timer. Low water light and audible signal. Heavy duty door and door latch mechanism with door gasket guard. Power required 208 or 240 volt, 60 Hz, 1 or 3 phase. Phase is field convertible.

Exterior Dimensions:

C24EO3: 24"w x 33"d x 19½"h

C24EO5: 24"w x 33"d x 26"h

UL Listed. Classified by UL to NSF Standard #4. Meets ENERGY STAR® performance levels.

Project _____
AIA # _____ SIS # _____
Item # _____ Quantity _____ C.S.I. Section 114000

MODELS

- C24EO3** 3 pan capacity, 8 KW input
- C24EO5** 5 pan capacity, 12 KW input

STANDARD FEATURES

- Stainless steel exterior
- Stainless steel cooking compartment
- Generator pan is stainless steel with stamped water level line
- Efficient steam generating system, requires no water or drain connection
- Solid sheathed tubular elements (8 KW)(12 KW) embedded in 1" thick cast aluminum sealed to pan bottom with thermal transfer compound for even heat distribution
- Controls include three position control switch (timed cooking / Off / constant cooking); 60 minute timer; low water light and audible signal
- Heavy duty doors and door latch mechanisms
- C24EO3 is shipped for 208/60-50/3 electrical service; can be field converted to 208/60-50/1 and 240/60-50/3 and 240/60-50/1
- C24EO5 is shipped for 208 or 240 volt, 60 Hz, 1 or 3 phase; phase is field convertible; voltage is NOT field convertible
- One year limited parts and labor warranty

OPTIONS

- Auto-Fill water line connection with electronic level sensing, fill control and overflow alarm
- 480 volt, 60 Hz, 3 phase power supply, includes step down transformer
- Steamer Security Package, includes controls protected by lockable cover, perforated flue cover, security fasteners & tack-welds
- Second year extended limited parts and labor warranty




ACCESSORIES (PACKAGED AND SOLD SEPARATELY)

- 4" counter legs
- Open leg stand
- 28" open leg stand with 24" x 28"h pan slides
- 34" open leg stand with 24" x 28"h pan slides
- 6" casters for open leg stand
- Set of two universal pan slides for open leg stand
- Stacking kit for two units with hardware, counter mount
- Floor legs, 6"
- Floor caster, 6"
- Pull-out 12" x 20" sliding shelf (cooking compartment) Qty. _____
- Cord and plug set

C24EO SERIES – Electric Boilerless/Connectionless Steamer

Approved by _____ Date _____ Approved by _____ Date _____

SERVICE CONNECTIONS

-  **ELECTRICAL CONNECTION TO ELECTRICAL BOX:** 1½" (29 mm) conduit.
-  **VENT**
-  **DRAIN:** ½" NPT nipple.

EQUIPMENT CLEARANCE

Rear: 6" Right and Left Side: 0"

WATER QUALITY STATEMENT

The fact that a water supply is potable is no guarantee that it is suitable for steam generation. Your water supply must be within these general guidelines:

HARDNESS*	less than 3 grains
SILICA	less than 13 ppm
TOTAL CHLORIDE	less than 4.0 ppm
pH RANGE	7-8
UN-DISSOLVED SOLIDS	less than 5 microns

* 17.1 ppm = 1 grain of hardness

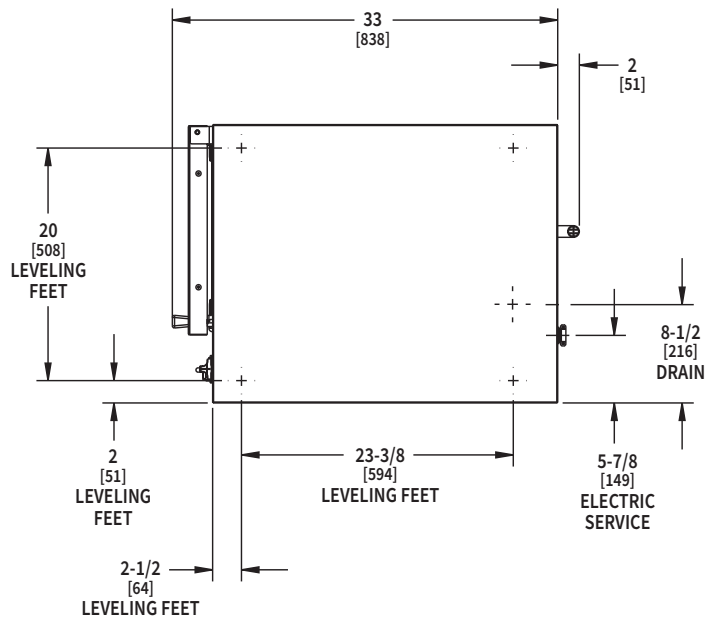
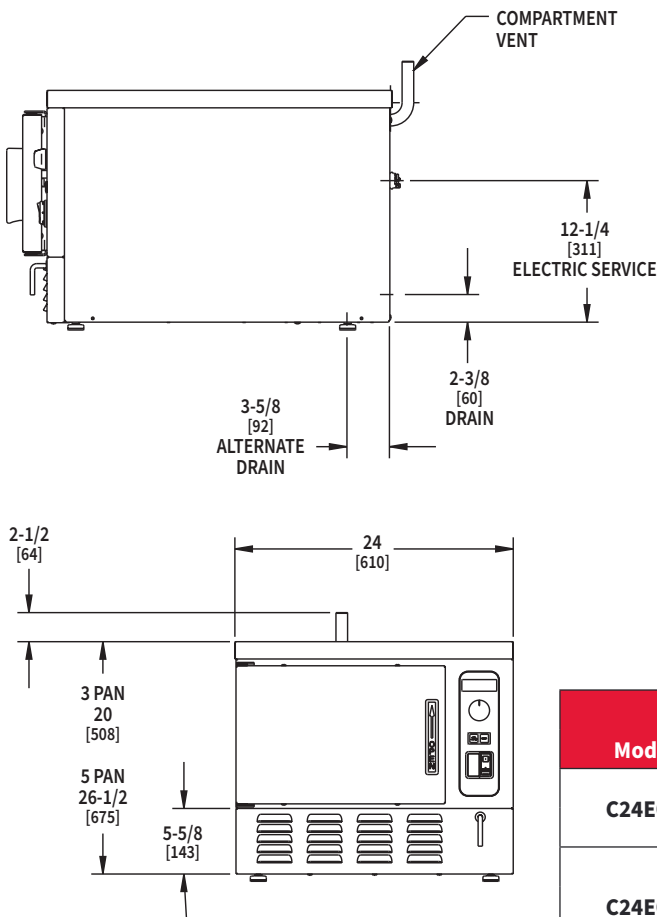
Other factors affecting steam generation are iron content, amount of chloridation and dissolved gases. Water supplies vary from state to state and from locations within a state. Therefore it is necessary that the local water treatment specialist be consulted before the installation of any steam generating equipment.

NOTES

- Dimensions which locate the above connections have a tolerance of + or -3" (+ or -75 mm).
- It is the responsibility of the owner and installer to comply with local codes for installation.
- The installer may be required to provide means to reduce boiler drain water temperature to 140°F or less.
- If a drain line is connected to the steamer, the material must be suitable for 212°F water. If no drain plumbing is connected, a suitable catch pan must be used.
- This appliance is manufactured for commercial installation only and is not intended for home use.

Pan Capacity			
Model	1" Deep	2½" Deep	4" Deep
C24EO3	6	3	2
C24EO5	10	5	3

INSTALLATION MANUAL



Model	Volts	Watts	Amps	
			1-Phase	3-Phase
C24EO3	208	8000	38.5	22.2
	240	8000	33.3	19.2
C24EO5	208	12000	57.7	33.3
	240	12000	50.0	28.9
	480	12000	25.0	14.4

CAD and/or Revit Files Available

As continued product improvement is a policy of Vulcan, specifications are subject to change without notice.